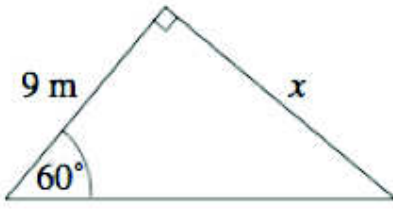
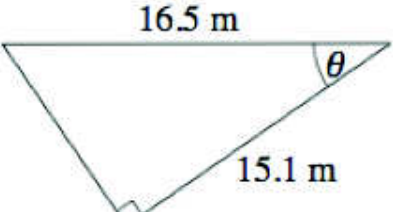
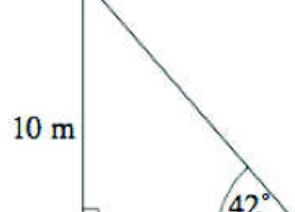
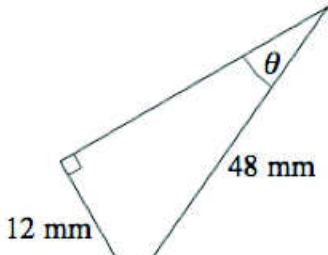
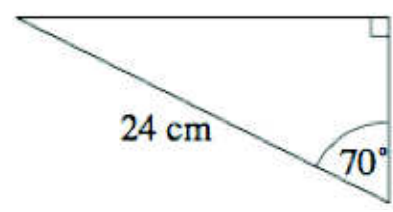
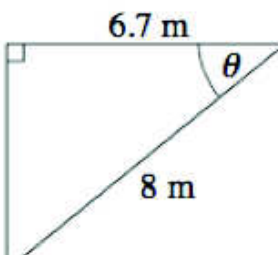
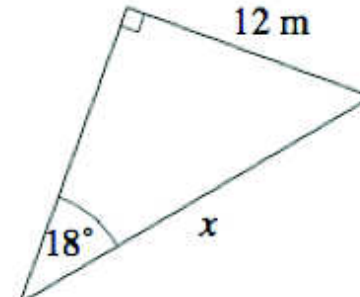
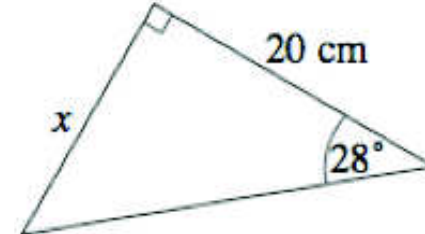
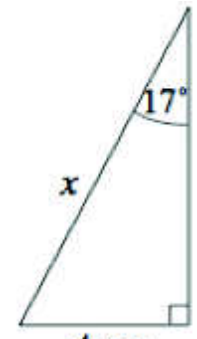
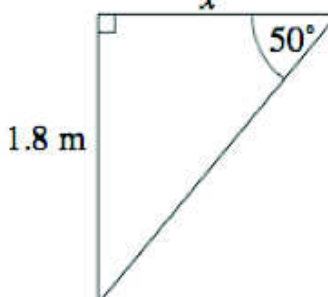
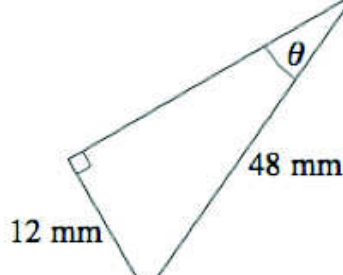
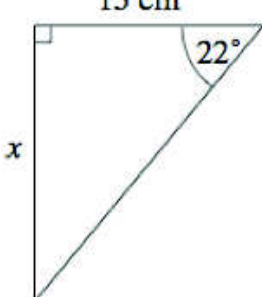


# Practice

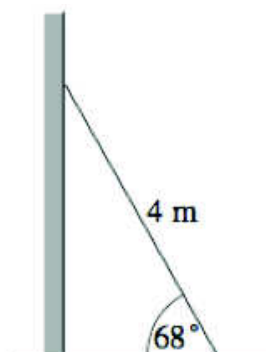
Find the missing side or missing angle. Show your set-up and solution.

<p>1.</p> 	<p>2.</p> 	<p>3.</p> 
<p>4.</p> 	<p>5.</p> 	<p>6.</p> 
<p>7.</p> 	<p>8.</p> 	<p>9.</p> 
<p>10.</p> 	<p>11.</p> 	<p>12.</p> 

13.

A ladder leans against a wall as shown in the diagram.

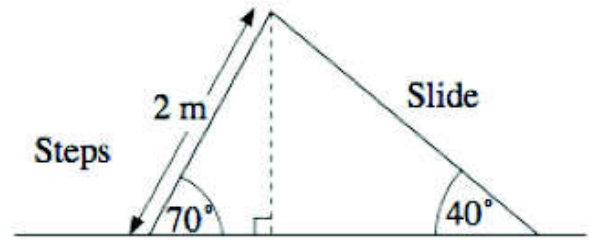
- How far is the top of the ladder from the ground?
- How far is the bottom of the ladder from the wall?



14.

The diagram shows a slide.

- (a) Find the height of the top of the slide.
- (b) Find the length of the slide.



15.

As cars drive up a ramp at a multi-storey car park, they go up 2 metres. The length of the ramp is 10 metres. Find the angle between the ramp and the horizontal.

